

Lane Closure

Delme Roundabout Portchester
Fareham
PO16 8SA



30 / 40mph Lane Closure

DETAIL B

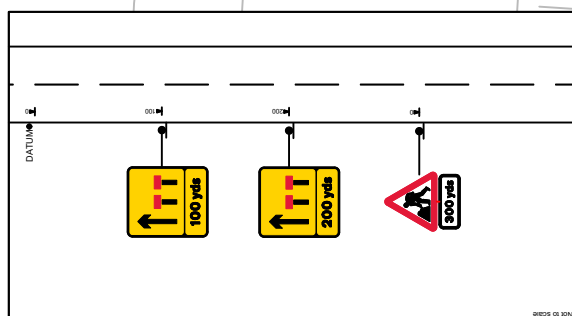
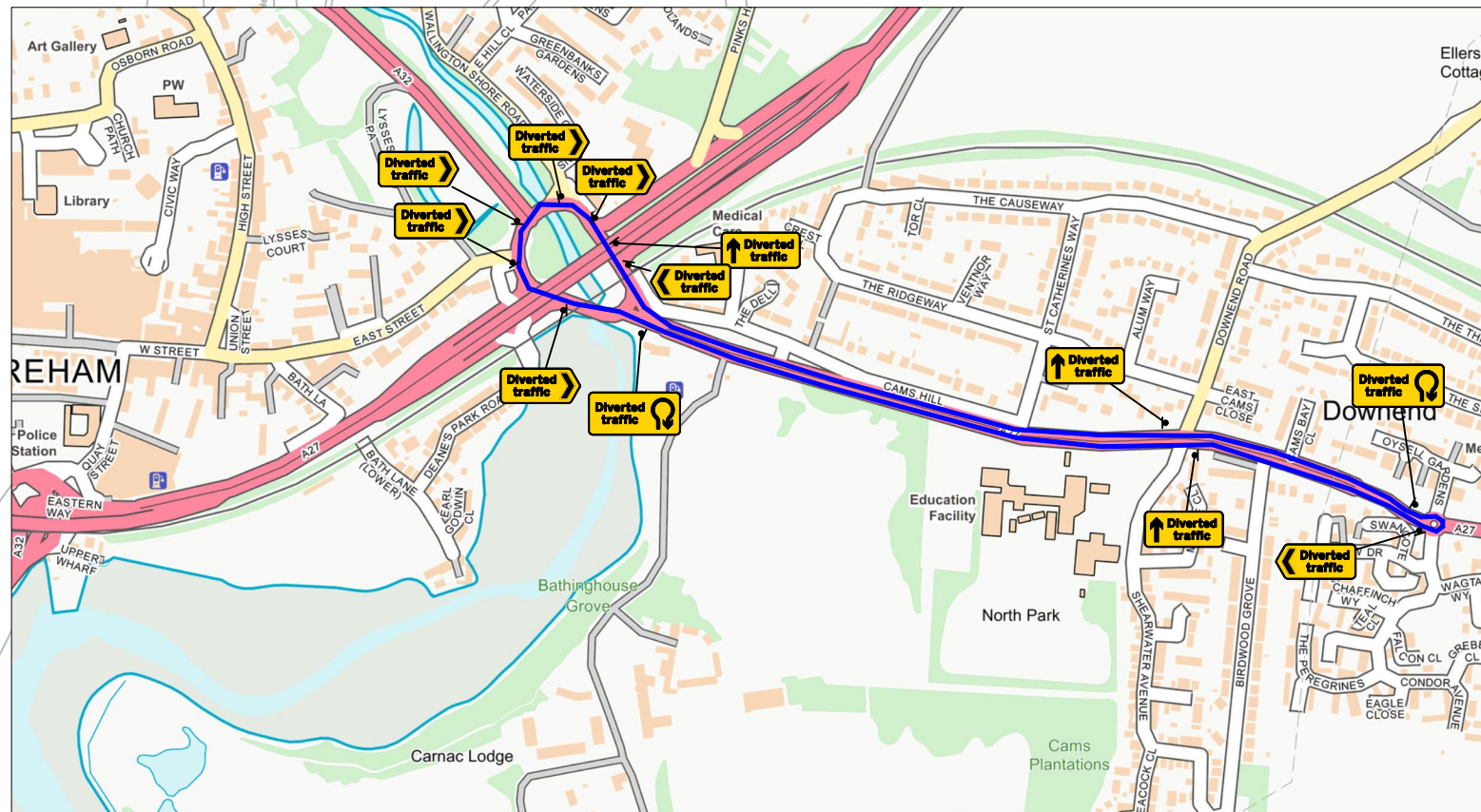
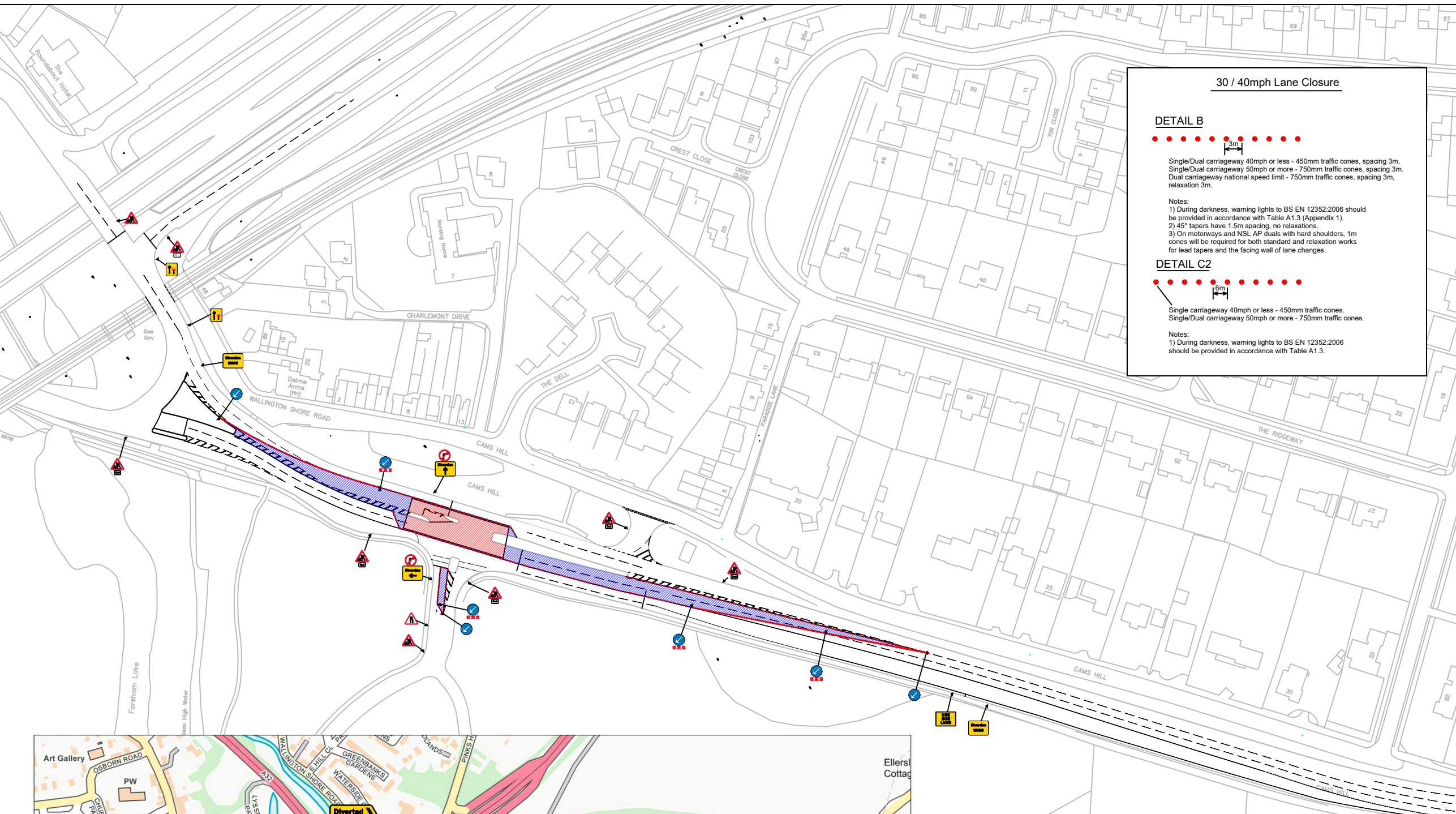
Single/Dual carriageway 40mph or less - 450mm traffic cones, spacing 3m.
Single/Dual carriageway 50mph or more - 750mm traffic cones, spacing 3m.
Dual carriageway national speed limit - 750mm traffic cones, spacing 3m, relaxation 3m.

Notes:
1) During darkness, warning lights to BS EN 12352:2006 should be provided in accordance with Table A1.3 (Appendix 1).
2) 45° tapers have 1.5m spacing, no relaxations.
3) On motorways and NSL AP duals with hard shoulders, 1m cones will be required for both standard and relaxation works for lead tapers and the facing wall of lane changes.

DETAIL C2

Single carriageway 40mph or less - 450mm traffic cones.
Single/Dual carriageway 50mph or more - 750mm traffic cones.

Notes:
1) During darkness, warning lights to BS EN 12352:2006 should be provided in accordance with Table A1.3.



Qty: 1 Ref: 13.9 Schedule 13.9 - Temporary Information	
Qty: 1 Ref: 2702 Start of temporary diversion route	
Qty: 1 Ref: 2702 Start of temporary diversion route	
Qty: 1 Ref: 2702 End of temporary diversion route	
Qty: 2 Ref: 2703 Direction of temporary diversion route u-turn at roundabout ahead	
Qty: 3 Ref: 2703 Direction of temporary diversion route from junction ahead	
Qty: 2 Ref: 2704 Direction of temporary diversion route	
Qty: 5 Ref: 2704 Direction of temporary diversion route	
Qty: 1 Ref: 517 Road narrows on one side only ahead - right	
Qty: 1 Ref: 572 Distance ahead to hazard	
Qty: 1 Ref: 573 Direction to hazard left	
Qty: 7 Ref: 610 Keep left	
Qty: 2 Ref: 612 No right turn	
Qty: 5 Ref: 645 End panel	
Qty: 9 Ref: 7001 Road works ahead	
Qty: 4 Ref: 7105 Lane closure barrier	
Qty: 2 Ref: 7201.1 Temporary lane availability	
Qty: 1 Ref: 7201.1 Temporary lane availability	
Qty: 1 Ref: 7201.1 Temporary lane availability	

- WORK AREA
- SAFETY ZONE
- TRAFFIC CONES
- PEDESTRIAN BARRIER
- NO PARKING CONES
- PEDESTRIAN RAMP
- TELECOMMS MAST
- TERRAPLAS
- MARSHAL

Client Ref	SMW02 0140
Easting , Northing	458886 , 106186
Latitudinal Safety Zone	0.5m
Longitudinal Safety Zone	15m
Taper cone spacing	1.2m
Longways cone spacing	6m

